


Island Style

Active and Relax solutions



VOYAGE 440



VOYAGE yachts



VOYAGE yachts, manufacturers of multiple award winning cruising catamarans, boasts its product range as stylish, elegant and performance oriented.

Known in the sailing world as blue water cruising catamaran builder, **VOYAGE yachts** builds with meticulous attention to detail and highest international standards.

The range of **VOYAGE yachts** products are CE certified and acknowledged for their quality, performance, ease of handling and low maintenance.

The VOYAGE 440

Winner of the **Overall Best Cruising Boat, Best Cruising Multihull** and the **SAIL Top Ten** in **2002**.

Known as a premier cruising and charter vessel the VOYAGE 440 showcases itself in performance sailing, and it's upwind overall sail ability.



d e l u x e

Queen size berths with en suite bathrooms. Large open plan saloon and galley area with Spacious shaded cockpit. All elements that make for a superb cruising lifestyle.



distinct

Narrow entry bows and sleek hulls, boasts elegance and a distinct profile.



original

Large open cockpit with walk through to the stern platform makes easy and unmatched access to the water.







practical

High quality low maintenance finished surfaces, as well as efficient accommodation configuration renders the **VOYAGE 440** not only pleasurable but also a feasible vessel for charter purposes.





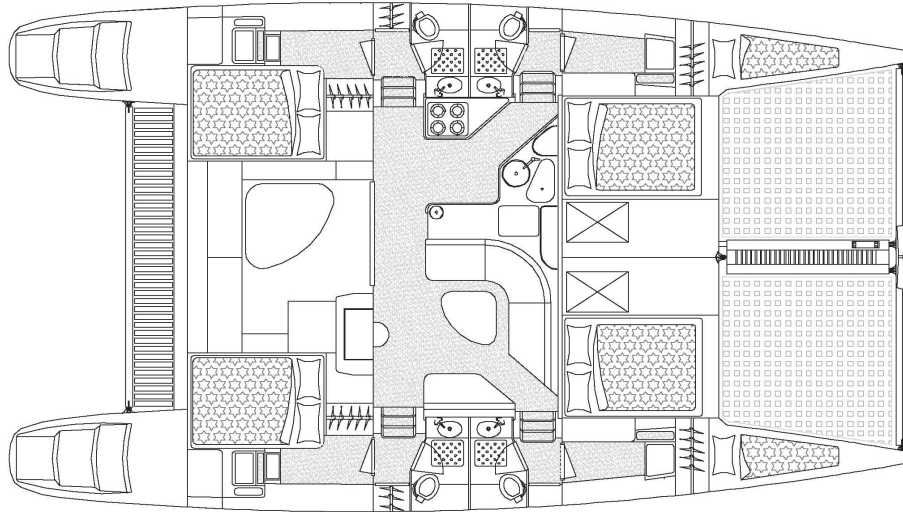
sporty

The performance characteristics for which **VOYAGE yachts** have become known are attributable to the slenderness ratio of the hulls, overall beam and associated sail plan.

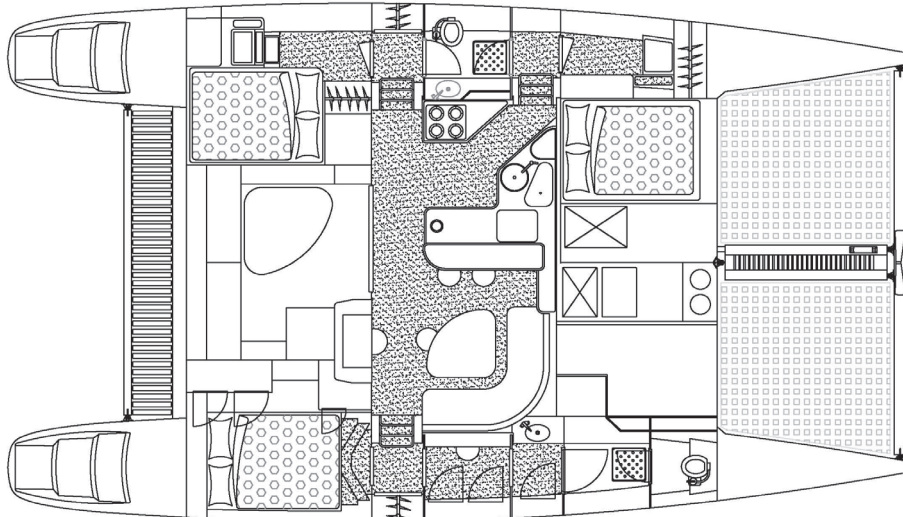


layouts

charter
layout



owner
layout





specifications

Overall Length:	44 ft	13.6 m
Waterline:	41 ft	12.5 m
Beam:	25 ft	7.65 m
Draft:	3.5 ft	1.1 m
Mast height off dwl:	62 ft	18.90 m
Displacement:	>158040 lbs	>7200 kg
Water capacity:	106 US gal	400 l
Fuel capacity:	106 US gal	400 l
Motor:		2 x 27 hp Yanmar
Berth:		10 or 8

standard equipment

ANDERSEN 46ST primary winch at helm and cockpit
 QUICK electric windlass
 LEWMAR hatches and port lights
 HARKEN battcar system for mainsail
 Fully battened main with large roach, 2 reefs
 Self tacking genoa with UV cover
 Compass
 ICOM M-402 VHF Radio
 Engine start 12V batteries @ 65 AH
 55A alternators
 DELTA 25kg anchor

galley

CORIAN type counters
 GRP modules, stainless steel sink
 Propane stove, top opening cooler box

saloon, cabin and head

Queen size bed with mattress
 Hanging closet and storage
 Reading lights
 Manual marine toilet port and starboard
 Wash basin, shower, stainless steel rails

options

Equipment, electronics, deck gear and sail plan
 Options available



Island Style

Active and Relax solutions